

LED compact spot light luminaires designed to provide directional light. The luminaires comes with a connecting cable and an earth spike for portable installation or bracket for permanent installation on a wall, under a ceiling or on a column.

Product Description

- Luminaire made of pressure die cast aluminium alloy of high corrosion resistance and non corrosive stainless steel fasteners.
- Clear toughened glass.
- Mounting earth spike or die-cast aluminium bracket arrangement to facilitate easy installation at any desired location.
- Swivel range of 0°-90°.
- Luminaire supplied with 0.5 metre cable length and a IP67 connector.
- Silicone gasket.
- Constant voltage non integral power supply.
- CRI (Ra) : ≥ 80
- Low Voltage at 24Vdc assures safety.
- Ordering guide : KL-4268-CCT (Colour Temperature)
- Available CCT : 2700K / 3000K / 4000K / 6500K



Product Benefits

- Sturdy construction in order to maintain performance of the luminaire and to reduce maintenance costs.
- Quick & simple installation.
- Clear glass in the front with continuous rubber gasket to ensure adequate sealing against ingress of moisture, dust, insects etc.,
- Sustainable LED technology offers durability and optimal light output with low power consumption.

Areas of Application

Pathways, Parks, Sculptures, Gardens, Structures and Landscape lighting.

Available Finish

Pure polyester powder coated
RAL 9004 Signal black
RAL 9007 Grey aluminium
RAL 7016 Anthracite grey
Graphite grey


Accessory



Anti-Glare
Visor


Spill Control
Snoot

Honey Comb
Louvre





SUN TEMPLE, GWALIOR



Technical Specifications

General

ID : 4267 / 4268
 System Wattage : 12W LED
 Driver Non-Integral : Constant Voltage
 Operating Voltage : 24Vdc
 Operating Temperature : -15°C~+50°C

Light Source

Light Source : CITIZEN
 CRI (Ra) : ≥80
 LED Colour Temperature : 2700K / 3000K / 4000K / 6500K

Physical

Body : Die-cast Aluminium Alloy
 Diffuser : Clear Toughened Glass
 Mounting : Spike / Die-cast Aluminium Bracket

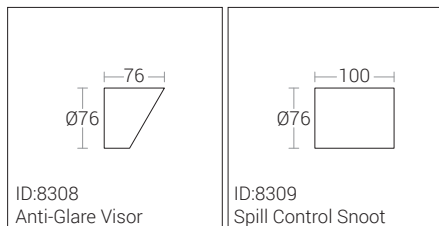
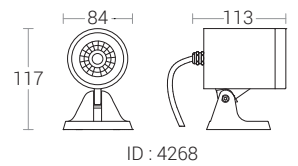
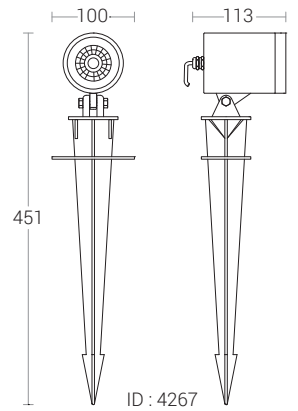
Driver

Power Supply : Non-Integral

Optical Performance

Beam Angle : 15° / 25° / 40°

Finish : Powder coated
 RAL 9004 Signal black
 RAL 9007 Grey aluminium
 RAL 7016 Anthracite grey
 Graphite grey



Note : It is our constant endeavor to upgrade the performance of our products. For the latest technical information, IES files and product updates please refer to the website at www.klite.in

LED compact spot light luminaires designed to provide directional light. The luminaires comes with a connecting cable and an earth spike for portable installation or bracket for permanent installation on a wall, under a ceiling or on a column.

Product Description

- Luminaire made of pressure die cast aluminium alloy of high corrosion resistance and non corrosive stainless steel fasteners.
- Clear toughened glass.
- Mounting earth spike or die-cast aluminium bracket arrangement to facilitate easy installation at any desired location.
- Swivel range of 0°-90°.
- Luminaire supplied with 0.5 metre cable length and a IP67 connector.
- Silicone gasket.
- Cable entries for through-wiring of mains supply cable.
- Integral constant current power supply
- CRI (Ra) : ≥80
- Prewired with LED driver and suitable for operating on 240V, 50Hz single phase ac supply.
- Ordering guide : KL-4268-CCT (Colour Temperature)
- Available CCT : 2700K / 3000K / 4000K / 6500K



Product Benefits

- Sturdy construction in order to maintain performance of the luminaire and to reduce maintenance costs.
- Quick & simple installation.
- Clear glass in the front with continuous rubber gasket to ensure adequate sealing against ingress of moisture, dust, insects etc.,
- Sustainable LED technology offers durability and optimal light output with low power consumption.

Areas of Application

Pathways, Parks, Sculptures, Gardens, Structures and Landscape lighting.

Available Finish

Pure polyester powder coated
RAL 9004 Signal black
RAL 9007 Grey aluminium
RAL 7016 Anthracite grey
Graphite grey


Accessory



Anti-Glare
Visor


Spill Control
Snoot

Honey Comb
Louvre





SUN TEMPLE, GWALIOR



Technical Specifications

General

ID	: 4267 / 4268
System Wattage	: 12W LED
Driver Integral	: Constant Current
Operating Voltage	: 100-300Vac
Operating Temperature	: -15°C~+50°C

Light Source

Light Source	: CITIZEN
CRI (Ra)	: ≥80
LED Colour Temperature	: 2700K / 3000K / 4000K / 6500K

Physical

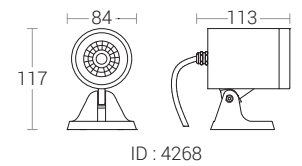
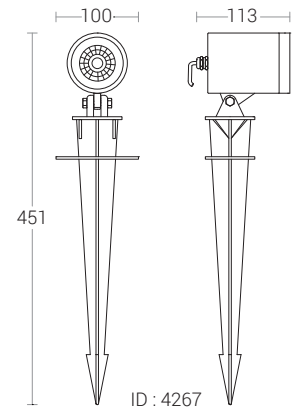
Body	: Die-cast Aluminium Alloy
Diffuser	: Clear Toughened Glass
Mounting	: Spike / Die-cast Aluminium Bracket
Finish	: Powder coated RAL 9004 Signal black RAL 9007 Grey aluminium RAL 7016 Anthracite grey Graphite grey

Driver

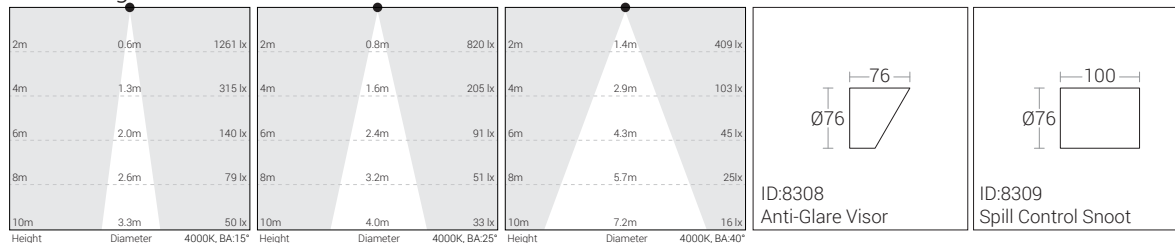
Power Supply	: Integral
Input Voltage	: 230-240Vac
Frequency	: 50-60 Hz
Power Factor	: >0.95
THD	: <10%
Surge Protection	: 4KV
Efficiency	: >80%

Optical Performance

Beam Angle	: 15° / 25° / 40°
------------	-------------------



Cone Diagram



Note : It is our constant endeavor to upgrade the performance of our products. For the latest technical information, IES files and product updates please refer to the website at www.klite.in